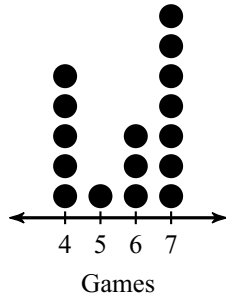


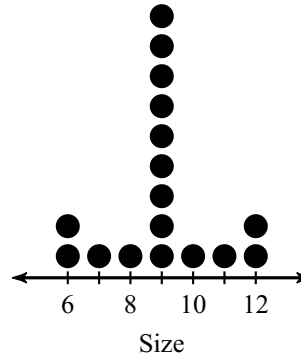
HW53: Measures of Center and Spread

Find the mode, median, mean, lower quartile, and upper quartile for each data set.

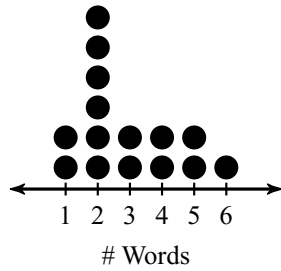
1) Games per World Series



2) Shoe Size



3) Length of Book Titles



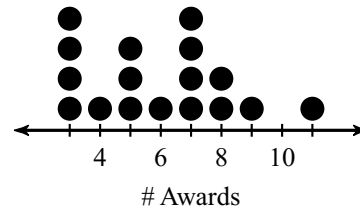
4) Hours Slept

4	4.75	5	5.25	5.5
5.5	5.75	6.75	6.75	6.75
7	7.25	7.5	7.5	8
8				

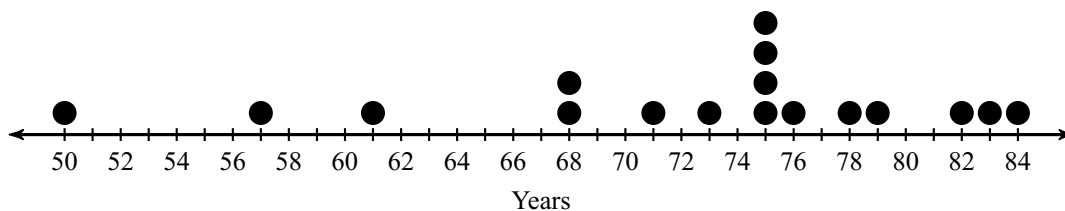
5) # Words in Book Titles

1	1	2	2	2	2	2	2
2	2	2	3	4	5	5	6
6							

6) Academy Awards Won by Movie



7) Life Expectancy by Country



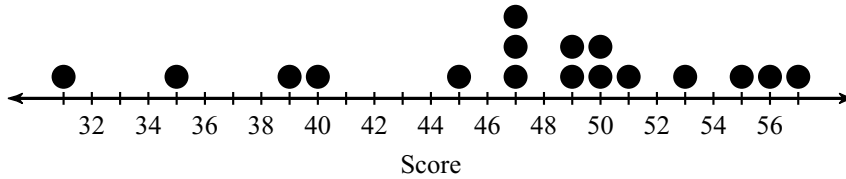
8) Goals in a Hockey Game

3 3 4 5 5 5 5 5
5 6 7 7 7 7 9 9

9) Goals in a Hockey Game

1 3 5 5 5 5 7 7
7 7 8 8 9 9 11

10) Test Scores



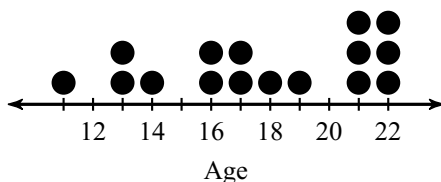
11) Age Assumed Office

Senator	Age	Senator	Age	Senator	Age	Senator	Age
Maria Cantwell	42	Mark Begich	46	John Cornyn	50	John Boozman	60
John Thune	43	Pat Toomey	49	Jon Tester	50	Elizabeth Warren	63
Tom Harkin	45	John McCain	50	Dick Durbin	52	Mazie Hirono	65
Amy Klobuchar	46	Debbie Stabenow	50	John Walsh	53		

12) Sales Tax

State	Percent	State	Percent	State	Percent	State	Percent
Alaska	0	South Dakota	4	Florida	6	Massachusetts	6.25
Colorado	2.9	Wyoming	4	Idaho	6	Minnesota	6.875
Alabama	4	Maine	5.5	Vermont	6	Indiana	7
New York	4	District of Columbia	5.75	Kansas	6.15	Rhode Island	7

13) Age at First Job



14) Annual Precipitation (Inches)

12.6 15.2 16.6 22.4 24.2
26.8 31.6 31.8 34 42.6
57.6 62 65.6 65.6 66.6
68.8