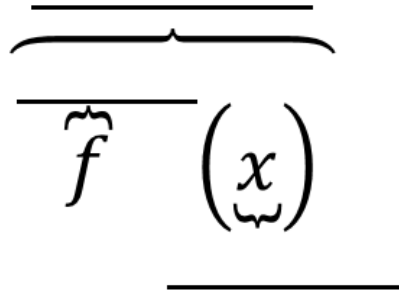


- In your own words, define function.
- Identify the parts of function notation in the following diagram.



- Describe the vertical line test.
- Create your own function machine. Give at least three examples that would help someone decide what your machine does.
- Does the input/output table represent a function? Why or why not?

a.

Input	Output
Phoenix	Arizona
Denver	Colorado
Boise	Idaho
Des Moines	Iowa
Baton Rouge	Louisiana
Boston	Massachusetts
Austin	Texas

b.

Input	Output
Table	Dining room
TV	Living room
Bed	Bedroom
Microwave	Kitchen
Shoes	Bedroom
Table	Kitchen
Sink	Bathroom

c.

Input	Output
Oceans	5
Continents	7
Countries	195
Planets	8
Moons	1



Based ONLY on the information presented, determine if the table describes a function (yes) or not (no). In the table x represents the input and y represents the output.

Answers

1)

X	Y
16	-4
64	-8
81	-9
81	9
100	10

2)

X	Y
-54	-9
-36	-6
-12	-2
48	8
60	10

3)

X	Y
-60	-10
-18	-3
-12	-2
30	5
54	9

4)

X	Y
16	-4
25	5
49	-7
49	7
81	-9

5)

X	Y
-7	3
-6	1
3	-6
8	2
8	8

6)

X	Y
-8	64
-3	9
3	9
6	36
9	81

7)

X	Y
-5	7
-1	7
2	-3
5	-1
6	-9

8)

X	Y
-3	-3
-2	-2
0	-1
0	10
1	1

9)

X	Y
-10	100
-9	81
-4	16
2	4
9	81

10)

X	Y
-4	-4
-3	-3
1	1
9	9
10	10

11)

X	Y
-9	-90
-8	-80
-1	-10
0	0
5	50

12)

X	Y
-9	-9
3	-9
6	7
7	-3
9	10

13)

X	Y
-10	100
-9	81
-6	36
-4	16
9	81

14)

X	Y
4	2
49	7
81	9
100	-10
100	10

15)

X	Y
-2	7
-1	9
7	-2
7	3
9	-1

1. _____
2. _____
3. _____
4. _____
5. _____
6. _____
7. _____
8. _____
9. _____
10. _____
11. _____
12. _____
13. _____
14. _____
15. _____

Name : _____

Score : _____

Teacher : _____

Date : _____

Ordered Pairs

Find the Domain and Range. Also, state whether each set of ordered pairs is a function or not.

1) $\{ (-4, -5), (-1, 0), (9, 1), (-2, -6), (7, 7) \}$

Domain:

Range:

Function? : _____

6) $\{ (-8, 8), (8, 0), (8, 5), (3, 6), (-3, 5) \}$

Domain:

Range:

Function? : _____

2) $\{ (-7, -2), (4, 2), (3, 5), (-6, 1), (-6, 2) \}$

Domain:

Range:

Function? : _____

7) $\{ (-8, 6), (-6, 8), (-9, -9), (-1, 5), (-7, 3) \}$

Domain:

Range:

Function? : _____

3) $\{ (4, -2), (-1, -5), (7, 6), (2, -7), (5, 7) \}$

Domain:

Range:

Function? : _____

8) $\{ (3, 5), (0, -3), (2, 4), (6, 6), (3, 8) \}$

Domain:

Range:

Function? : _____

4) $\{ (-7, -1), (6, 1), (-2, 9), (9, -1), (4, -6) \}$

Domain:

Range:

Function? : _____

9) $\{ (0, 8), (8, 3), (1, -5), (-9, 9), (9, 1) \}$

Domain:

Range:

Function? : _____

5) $\{ (-5, -3), (-1, -1), (3, 0), (-8, 1), (7, 1) \}$

Domain:

Range:

Function? : _____

10) $\{ (-3, 4), (-5, 1), (-4, 6), (-1, 2), (1, 0) \}$

Domain:

Range:

Function? : _____



Name : _____

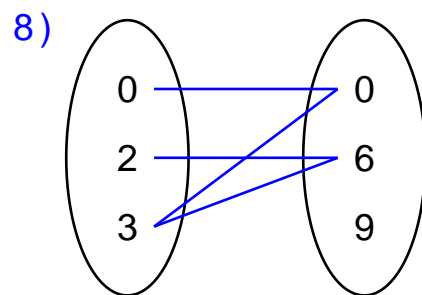
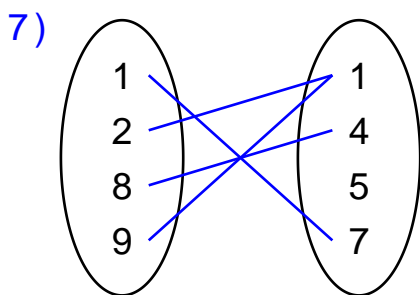
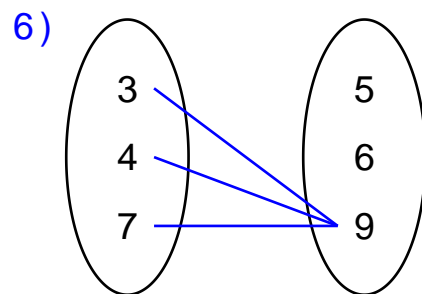
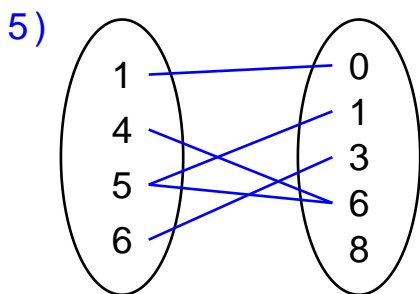
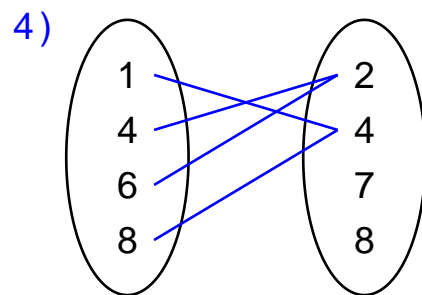
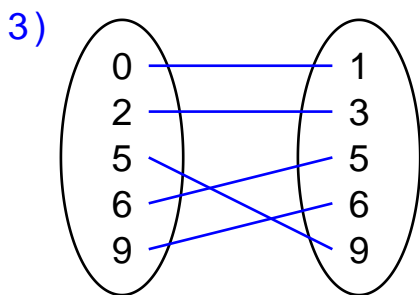
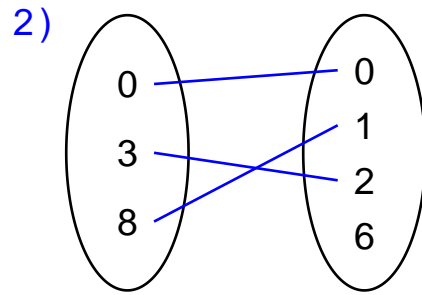
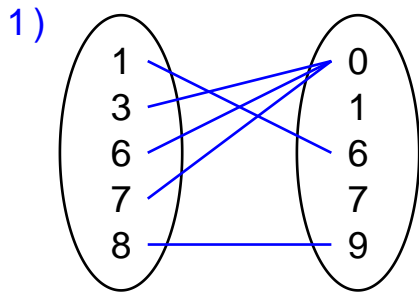
Score : _____

Teacher : _____

Date : _____

Domain and Range Mapping Diagrams

Determine whether each diagram depicts a function or not.



Name : _____

Score : _____

Teacher : _____

Date : _____

Identifying Functions From Graphs

